



Spend a little Live a lot.

SEMPRE®

## TREND WATCH



Model example

### User Manual

GB IRE

PRODUCED IN CHINA FOR:  
ALDI STORES LTD. PO BOX 26,  
ATHERSTONE,  
WARWICKSHIRE, CV9 2SH

ALDI STORES (IRELAND) LTD.  
PO BOX 726, NAAS, CO. KILDARE.  
Visit us at [www.aldi.com](http://www.aldi.com)

3

YEARS  
WARRANTY

AFTER SALES SUPPORT 86930

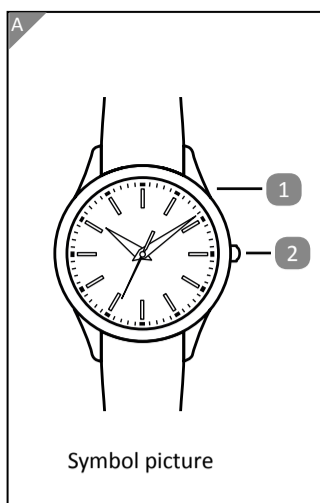
GB 00800 78772368

IRE 00800 78772368

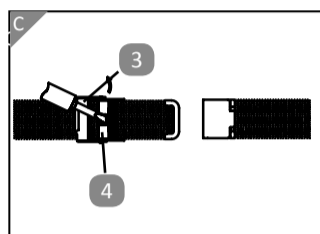
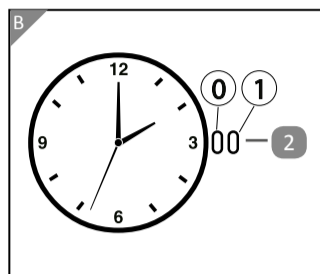
service@protel-service.com

MODEL:  
AE8-MB-101, AE8-MB-108, AE8-MB-116,  
AE8-MB-120, AE8-ATR-100, AE8-ATR-108,  
AE8-ATR-112, AE8-STX-108, AE8-STX-112,  
AE8-STX-120, AE8-STX-124, AE8-STX-128  
11/2018

Dok./Rev.-Nr. ALDIEAUTR18\_BA\_V1



Symbol picture



### NOTICE!

This signal word warns against potential damages to property.

**CE** Declaration of conformity (see chapter "Declaration of conformity"): Products labelled with this symbol meet all applicable provisions of the European Economic Area.

### Safety

#### Proper use

The watch is intended exclusively for indicating the time. The watch is only intended for private use and not suitable for commercial purposes. Only use the watch as described in this user manual. Any other use is considered improper and may result in damage to property. The manufacturer or vendor accepts no liability for damage caused by improper or incorrect use.

### Safety instructions



**Danger for children and persons with impaired physical, sensory or mental capacities (e.g. partially disabled persons, older persons with reduced physical and mental capacities) or lack of experience and knowledge (e.g. older children).**

This watch may be used by children ages eight and over as well as persons with impaired physical, sensory or mental capacities or those lacking experience and knowledge if they are supervised or have been instructed in how to safely use the watch and have understood the risks associated with operating it.

- Children must not play with the watch.
- Cleaning and user maintenance must not be performed by unsupervised children.

Further information and this user manual can be found at [www.krippel-watches.de](http://www.krippel-watches.de)



### Danger of suffocation!

The watch contains small parts and is shipped with protective films. Children could swallow them when playing and suffocate.

- Keep the small parts and protective films away from children.



### Risk associated with batteries!

The watch contains a button cell battery. Handling the battery improperly poses the risk of explosions or serious internal injuries.

- Store both new and used button cell batteries so that they are not accessible to children.
- If you suspect that a button cell battery has been swallowed or otherwise incorporated, promptly consult a physician.
- Only have the battery replaced with the same battery type.
- Do not touch leaky batteries. If you do happen to come into contact with battery acid, wash the affected area thoroughly with plenty of clean water. If battery fluid comes into contact with your eyes or triggers a skin response, you should also seek medical attention.
- If it is no longer possible to securely close the battery compartment with the case over, dispose of the watch as described in the chapter „Disposal“.
- Do not charge or reactivate the batteries, do not dispose of them in fire and do not short circuit them.
- Dispose of batteries at your collection point.

### NOTICE

#### Risk of damage!

Improper handling of the watch may result in damage.

- Do not use the watch if it exhibits visible damages.
- Do not place any heavy objects on the watch.

- Protect the watch from extreme temperatures and dust.
- Do not let the watch fall down, do not expose it to shocks and impacts and do not apply pressure to the watch.
- Do not immerse the watch in water or other liquids for a prolonged period of time (see the chapter „Watertightness“).
- Always have the battery changed by a suitably qualified person or send the watch to the service address indicated on the warranty card to have the battery changed.

### Check the watch and package contents

#### NOTICE

#### Risk of damage!

Carelessly opening the packaging with a sharp knife or other sharp object may damage the watch or its accessories.

- Please be careful when opening the packaging.
1. Take the watch ① out of the packaging.
  2. Remove the packaging and the protective foil from the watch. Keep the packaging materials away from children and dispose of the materials in an environmentally friendly manner.
  3. Check whether the package content is complete and the watch is undamaged.
  4. If this is not the case, do not use the watch. Contact the service address provided on the warranty card.

### Handling

#### Set the time

By factory default, the watch has already been set to the correct time. If you would like to set it to a different time, follow the steps below:

1. Pull the crown ② to position ① (see **fig. A** and **fig. B**).
2. Turn the crown until the hands are set to the current time.
3. Push the crown back to position ② to initiate time measurement (see **fig. B**).

### Adjust the strap

(for watches with model no. AE8-MB-101, AE8-MB-108, AE8-MB-116, AE8-MB-120)

Open the closure on the band ③ as shown in the drawing. Open the closure clip ④ and slide to the desired length. Press the clip down again to fix the shutter (see **fig. C**).

### Watertightness

The watch is watertight up to 3 bar. The following table provides information on which activities and conditions the watch is suitable for.

The specification of bar refers to the air overpressure used in connection with the water tightness test for the watch in accordance with DIN 8310.

- Water tightness according to DIN is a design feature that can be affected by impact, temperature fluctuations and the influence of fats and acids.
- After each intervention in the watch, e.g. battery change, factory overhaul, cleaning, partial repair, etc., the watch should be checked for water tightness.

Watertight up to	Rain, splashes	Washing hands	Shower	Bathing, swimming	Water sport
3 bar	Yes	Yes	No	No	No

#### NOTICE

It is recommended that you do not wear the watch in the sauna as water may condense in the case due to the changes in temperature.

- Peak pressures may occur when swimming or when exposed to a water jet (e.g. when washing your hands). During such activities, affected areas of the watch will be subjected to a significantly greater pressure than expected for the immersion depth.
- Only watches with a classification of 5 bar or more can be considered watertight (showering allowed). Watches with a classification of 10 bar can also be used when swimming.
- Water tightness is not a permanent property as the sealing elements could be damaged as the result of wear or everyday use.

Great care has gone into the manufacture of this product and it should therefore provide you with years of good service when used properly.

In the event of product failure within its intended use over the course of the first 3 years after date of purchase, we will remedy the problem as quickly as possible once it has been brought to our attention. In the unlikely event of such an occurrence, or if you require any information about the product, please contact us via our helpline support services, details of which are to be found both in this manual and on the product itself.

### Device parts/delivery content

- ① Watch (see **fig. A**)
- ② Crown (see **fig. A** and **fig. B**)
- ③ Closure (see **fig. C**)
- ④ Closure clip (see **fig. C**)

Battery type SR626SW (already inserted)

### General information

#### Reading and storing the user manual



This user manual accompanies this watch. It contains important information on start-up and handling. Before using the watch, read the user manual carefully.

This particularly applies to the safety notes. Failure to observe this user manual may result in severe injury or damage to the watch. When abroad, you must also observe country-specific guidelines and laws. Store the user manual for future use. If you pass the watch on to third parties, please be absolutely sure to include this user manual.

#### Explanation of symbols

The following symbols and signal words are used in this user manual, on the watch or on the packaging.



This symbol/signal word designates a hazard with moderate degree of risk which may lead to death or severe injury if not avoided.

## Cleaning


### NOTICE

#### Risk of damage!

Improper cleaning may damage the watch.

- Do not immerse the watch in water or other liquids (see chapter „Watertightness“).
- Do not use any aggressive cleaners, sharp or metallic cleaning utensils such as knives, hard scrapers of similar items. They could damage the surfaces.
- Clean the front and back side of the watch with a soft damp, lint-free cloth or a soft brush.

#### Technical data

**Battery:** 1 x 1.5 V button cell battery  
type SR626SW  
(1 x 1.5 V DC  SR626SW)

#### Changing the battery

The watch is shipped with a 1.5 V button cell battery, which has already been inserted. A special tool is required to change it.

Always have the battery changed by a suitably qualified person.



**WARNING!**

Risk of explosion if the battery is replaced improperly. Replacement only by the same or equivalent battery type. Observe the correct polarity when inserting the battery. Do not short-circuit the battery!

#### Declaration of conformity

RoHS-Directive 2011/65/EU



Krippel-Watches hereby declares that the watch is in compliance with the essential requirements and other relevant provisions of the RoHS-Directive 2011/65/EU. The complete declaration of conformity text can be requested from our service centre via the contact information on the warranty card.

#### Disposal

##### Disposing of the packaging



Dispose of the packaging sorted according to type. Dispose of cardboard with waste paper recycling and leave films with your recyclables collection point.

##### Disposing of the watch

(Applicable in the European Union and other European countries with established systems for separated collection of recyclables.)

##### Waste equipment must not be disposed of together with domestic waste!



This symbol indicates that disposing of this product together with domestic waste is prohibited under the directive on waste electrical and electronic equipment (2012/19/EU) and national laws. This product must be left with a collection point specifically designated for this purpose. This can be carried out by returning the product on purchasing a similar product or leaving the product with an authorised collection point for recycling of waste electrical and electronic equipment. Due to potentially hazardous materials which are often contained in waste electrical and electronic equipment, incorrect handling of waste equipment may have adverse effects on the environment and human health. By disposing of this product correctly you also contribute to an effective usage of natural resources. Information on waste equipment collection points can be obtained at your local authorities, public bodies responsible for waste management, an authorised body responsible for the disposal of waste electrical and electronic equipment or your waste collection service.

##### Batteries must not be disposed of together with domestic waste!



As a consumer you are required by law to leave any batteries, regardless of whether they contain hazardous material\* or not, with a collection point in your community / your borough or return them to your retailer to be disposed of in an environmentally friendly manner.

\*marked with: Cd = Cadmium, Hg = Mercury, Pb = Lead

### CUSTOMER Service

We request all customers contact us via the **internet, e-mail or phone** before returning any products to us.

Please have the **model no.** ready, which can be found either **on the back or on the bottom** of the product.

@ service@protel-service.com  
Toll-free service hotline  
00800 7877 2368 (No country code necessary)